



T.R.
MINISTRY OF AGRICULTURE AND FORESTRY
GENERAL DIRECTORATE OF WATER MANAGEMENT



Water Efficiency Guidance Documents Series Manufacture of Machinery for Mining, Quarrying and Construction

NACE CODE: 28.92

ANKARA 2023

It was commissioned by the Ministry of Agriculture and Forestry, General Directorate of Water Management to the Contractor io Environmental Solutions R&D Ltd. Şti.

All rights reserved.
This document and its contents may not be used or reproduced without the permission of the General Directorate of Water Management.

Contents

	Abbreviations	4
1	Introduction	5
2	Scope of the Study	8
2.1	Manufacture of machinery for mining, quarrying and construction	10
2.1.1	Good Management Practices	13
2.1.2	General Water Efficiency BATs	14
	Bibliography	17

Abbreviations

WTP	Wastewater Treatment Plant
EU	European Union
SSM	Suspended Solid Matter
BREF	Best Available Techniques Reference Document
EMS	Environmental Management System
MoEUCC	Republic of Turkey Ministry of Environment, Urbanization and Climate Change
NOM	Natural Organic Matter
EMAS	Eco Management and Audit Program Directive
EPA	United States Environmental Protection Agency
IPPC	Industrial Pollution Prevention and Control
ISO	International Organization for Standardization
BAT	Best Available Techniques
NACE	Statistical Classification of Economic Activities
GSWM	General Directorate of Water Management
RO	Reverse Osmosis
MAF	Ministry of Agriculture and Forestry of the Republic of Turkey
TurkStat	Turkish Statistical Institute
NF	Nanofiltration
MF	Microfiltration
UF	Ultrafiltration
GW	Groundwater
SW	Surface Water

1 Introduction

Türkiye is located in the Mediterranean basin, where the effects of global climate change are felt intensely, and is considered to be among the regions that will be most affected by the negative effects of climate change. Projections on how our water resources in our basins will be affected in the future due to climate change show that our water resources may decrease by up to 25 per cent in the next hundred years.

For the year 2022, the annual amount of water available per capita in Türkiye is 1,313 m³ and it is expected that the annual amount of water available per capita will fall below 1,000 cubic metres after 2030 due to human pressures and the effects of climate change. If the necessary measures are not taken, it is obvious that Türkiye will become a country suffering from water scarcity in the very near future and will bring many negative social and economic consequences. As can be understood from the results of future projections, the risk of drought and water scarcity awaiting our country necessitates the efficient and sustainable use of our existing water resources.

The concept of water efficiency can be defined as "*using the least amount of water in the production of a product or service*". The water efficiency approach is based on the rational, sharing, equitable, efficient and effective use of water in all sectors, especially in drinking water, agriculture, industry and household use, in a way that protects water in terms of quantity and quality and takes into account not only the needs of humans but also the needs of all living things with ecosystem sensitivity.

With the increasing demand for water resources, the change in precipitation and temperature regimes as a result of climate change, the increase in population, urbanisation and pollution, the fair and balanced distribution of usable water resources among users is becoming more and more important every day. For this reason, it has become a necessity to create a road map based on efficiency and optimisation in order to protect and use limited water resources through sustainable management practices.

In the vision of sustainable development set by the United Nations, *Goal 7: Ensuring Environmental Sustainability* from the Millennium Development Goals and *Goal 9: Industry, Innovation and Infrastructure* and *Goal 12: Responsible Production and Consumption* from the Sustainable Development Goals include issues such as efficient, fair and sustainable use of resources, especially water, environmentally friendly production and consumption with the concern of future generations.

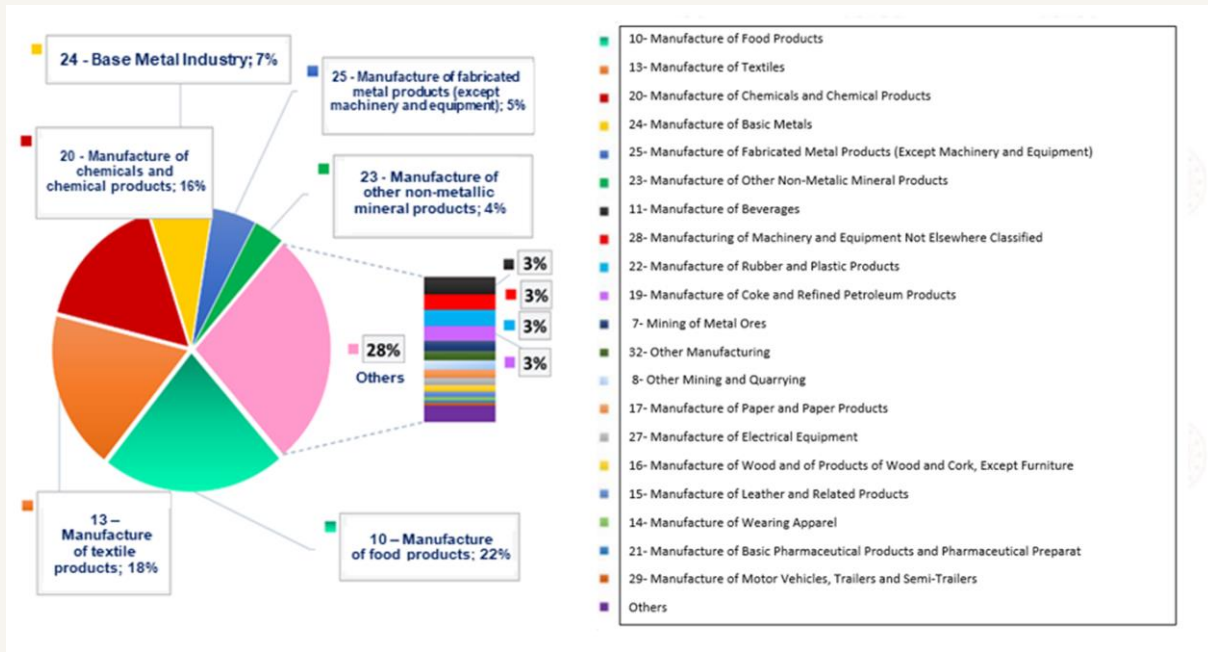
In the European Green Deal Action Plan prepared by our country within the scope of the European Green Deal Action Plan, in which member countries agreed on the objectives such as implementing a clean, circular economy model with a carbon neutral target, expanding the efficient use of resources and reducing environmental impacts, actions emphasising water and resource efficiency in production and consumption in various fields, especially in industry, have been determined.

The "Industrial Emissions Directive (EED)", which is one of the most important components of the European Union environmental legislation in terms of industry, includes measures to be taken for the control, prevention or reduction of discharges/emissions from industrial activities to the receiving environment, including air, water and soil, with an integrated approach. In the Directive, Best Available Techniques (BAT) are presented in order to systematise the applicability of cleaner production processes and to eliminate difficulties in implementation. BATs are the most effective implementation techniques for a high level of environmental protection, taking into account their costs and benefits. In accordance with the Directive, Reference Documents (BAT-BREF) have been prepared for each sector in which BATs are explained in detail. In BREF documents, BATs are presented in a general framework such as good management practices, techniques as general measures, chemical use and management, techniques for various production processes, wastewater management, emission management and waste management.

The Ministry of Agriculture and Forestry, General Directorate of Water Management carries out activities aimed at disseminating efficient practices in urban, agricultural, industrial and individual water use and raising social awareness. Water efficiency action plans addressing all sectors and stakeholders have been prepared within the scope of **the "Water Efficiency Strategy Document and Action Plan (2023-2033) within the Framework of Adaptation to a Changing Climate"**, which entered into force with the Presidential Circular No. 2023/9. In the Industrial Water Efficiency Action Plan, a total of 12 actions have been determined for the period 2023-2033 and responsible and relevant institutions have been assigned for these actions. Within the scope of the Action Plan, the General Directorate of Water Management is responsible for carrying out studies to determine specific water use ranges and quality requirements on the basis of sub-sectors in industry, organising technical training programmes and workshops on sectoral basis and preparing water efficiency guidance documents.

On the other hand, with the **"Industrial Water Use Efficiency Project by NACE Codes"** carried out by the General Directorate of Water Management of the Ministry of Agriculture and Forestry, the best sectoral techniques specific to our country were determined within the scope of studies on improving water efficiency in industry. As a result of the study, sectoral guidance documents and action plans categorised by NACE codes, including the measures recommended for improving water use efficiency in sectors with high water consumption operating in our country, were prepared.

As in the world, the sectors with the highest share in water consumption in our country are food, textile, chemical and basic metal sectors. Within the scope of the studies, field visits were carried out in enterprises representing 152 sub-sectors in 35 main sectors, especially food, textile, chemical, basic metal industry, which represent production areas with different capacities and diversity within the scope of NACE Codes operating in our country and with high water consumption, and data on water supply, sectoral water use, wastewater generation, recycling were obtained and information was provided on the best available techniques (BAT) and sectoral reference documents (BREF) published by the European Union, water efficiency, clean production, water footprint, etc.



Sectoral distribution of water use in industry in Türkiye

As a result of the studies, specific water consumption and potential saving rates for the processes of enterprises for 152 different 4-digit NACE codes with high water consumption were determined, and water efficiency guidance documents were prepared by taking into account the EU best available techniques (BAT) and other cleaner production techniques. Within the guidelines, 500 techniques (BAT) for water efficiency;

- (i) Good Management Practices, (ii) General Water Efficiency BATs, (iii) Measures Related to Auxiliary Processes and (iv) Sector Specific Measures.

Within the scope of the project, environmental benefits, operational data, technical specifications-requirements and applicability criteria were taken into consideration during the determination of BATs for each sector. In the determination of BATs, not only BREF documents were not limited, but also different data sources such as current literature data on a global scale, real case analyses, innovative practices, reports of sector representatives were examined in detail and sectoral BAT lists were created. In order to evaluate the suitability of the BAT lists created for the local industrial infrastructure and capacity of our country, the BAT lists prepared specifically for each NACE code were prioritised by the enterprises by scoring them on the criteria of water saving, economic savings, environmental benefit, applicability, cross-media impact and the final BAT lists were determined using the scoring results. Water and wastewater data of the facilities visited within the scope of the project and the final BAT lists, which were prioritised by sectoral stakeholders and determined by taking into account the local dynamics specific to our country, were used to create sectoral water efficiency guides on the basis of NACE code.

2 Scope of the Study

Guidance documents prepared within the scope of water efficiency measures in industry cover the following main sectors:

- Crop and animal production and hunting and related service activities (including sub-production area represented by 6 four-digit NACE codes)
- Fisheries and aquaculture (including sub-production area represented by 1 four-digit NACE Code)
- Coal and lignite extraction (including sub-production area represented by 2 four-digit NACE codes)
- Service activities in support of mining (including sub-production area represented by 1 four-digit NACE Code)
- Metal ores mining (including the sub-production area represented by 2 four-digit NACE codes)
- Other mining and quarrying (including the sub-production area represented by 2 four-digit NACE codes)
- Manufacture of food products (including 22 sub-production areas represented by four-digit NACE codes)
- Manufacture of beverages (including the sub-production area represented by 4 four-digit NACE codes)
- Manufacture of tobacco products (including sub-production area represented by 1 four-digit NACE Code)
- Manufacture of textile products (including 9 sub-production areas represented by four-digit NACE codes)
- Manufacture of articles of clothing (including sub-production area represented by 1 four-digit NACE Code)
- Manufacture of leather and related products (including sub-production area represented by 3 four-digit NACE codes)
- Manufacture of wood, wood products and cork products (except furniture); manufacture of articles made of thatch, straw and similar materials (including sub-production area represented by 5 four-digit NACE Codes)
- Manufacture of paper and paper products (including sub-production area represented by 3 four-digit NACE codes)
- Manufacture of coke and refined petroleum products (including sub-production area represented by 1 four-digit NACE Code)
- Manufacture of chemicals and chemical products (including 13 sub-production areas represented by four-digit NACE codes)
- Manufacture of basic pharmaceutical products and pharmaceutical ingredients (including sub-production area represented by 1 four-digit NACE Code)
- Manufacture of rubber and plastic products (including sub-production area represented by 6 four-digit NACE codes)
- Manufacture of other non-metallic mineral products (including 12 sub-production areas represented by four-digit NACE codes)
- Basic metal industry (including 11 sub-production areas represented by four-digit NACE codes)
- Manufacture of fabricated metal products (except machinery and equipment) (including 12 sub-production areas represented by four-digit NACE codes)
- Manufacture of computers, electronic and optical products (including sub-production area represented by 2 four-digit NACE codes)

- Manufacture of electrical equipment (including sub-production area represented by 7 four-digit NACE codes)
- Manufacture of machinery and equipment not elsewhere classified (including sub-production area represented by 8 four-digit NACE codes)
- Manufacture of motor vehicles, trailers (semi-trailers) and semi-trailers (semi-trailers) (including sub-production area represented by 3 four-digit NACE codes)
- Manufacture of other transport equipment (including sub-production area represented by 2 four-digit NACE codes)
- Other manufacturing (including 2 sub-production areas represented by four-digit NACE codes)
- Installation and repair of machinery and equipment (including sub-production area represented by 2 four-digit NACE codes)
- Electricity, gas, steam and ventilation system production and distribution (including sub-production area represented by 2 four-digit NACE codes)
- Waste collection, reclamation and disposal activities; recovery of materials (including sub-production area represented by 1 four-digit NACE Code)
- Construction of non-building structures (including sub-production area represented by 1 four-digit NACE Code)
- Warehousing and supporting activities for transport (including sub-production area represented by 1 four-digit NACE Code)
- Accommodation (including sub-production area represented by 1 four-digit NACE Code)
- Educational Activities (Higher Education Campuses) (including sub-production area represented by 1 four-digit NACE Code)
- Sporting activities, leisure and recreation activities (including sub-production area represented by 1 four-digit NACE Code)

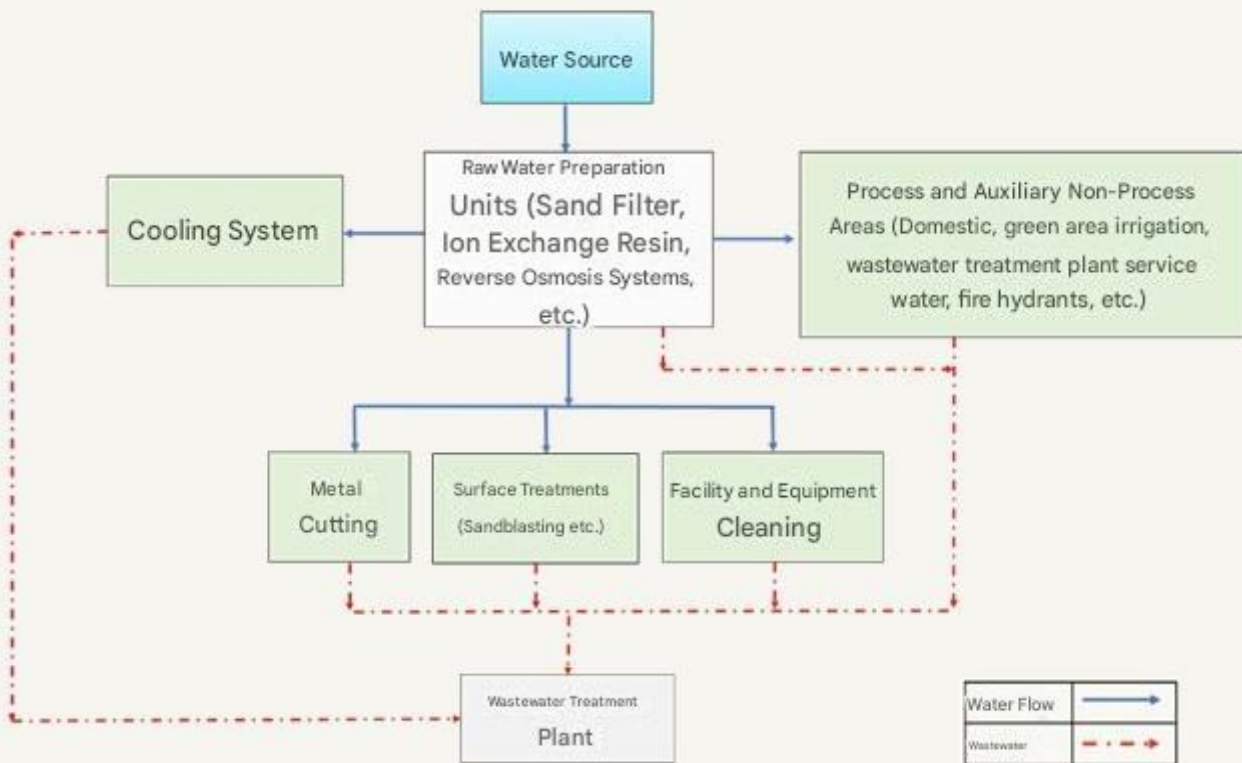
Manufacture of machinery and equipment not elsewhere classified

Under the machinery and equipment manufacturing sector not elsewhere classified, the sub-production branches for which guidance documents were prepared are as follows

28.12	Manufacture of fluid-powered equipment
28.14	Other faucet and valve manufacturing
28.15	Manufacture of bearings, gears, gear sets, transmissions and drive components
28.22	Manufacture of lifting and handling equipment
28.25	Manufacture of refrigeration and ventilation equipment, except domestic
28.92	Manufacture of machinery for mining, quarrying and construction
28.94	Manufacture of machinery used in textile, clothing and leather production
28.99	Manufacture of other special purpose machines not elsewhere classified

2.1 Manufacture of Machinery for Mining, Quarrying and Construction (NACE 28.92)

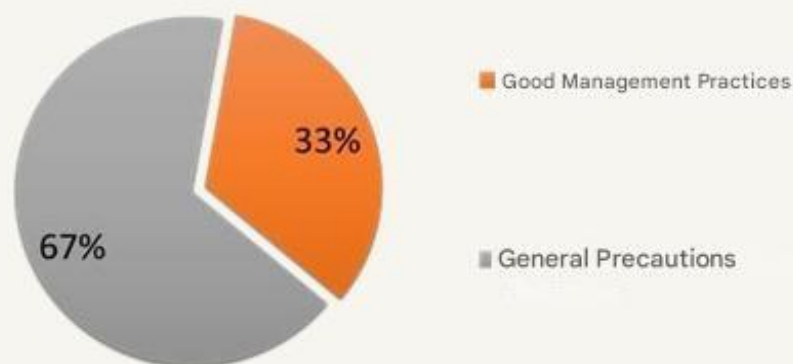
Mining, Quarry and Construction Machinery Manufacturing Sector Water Flow Diagram



	Minimum	Maximum
Specific Water Consumption of Facilities Visited within the Scope of the Project (L/product)	928	
Reference Specific Water Consumption (L/kg product)	6	42

* A comparison could not be made since the reference specific water consumption value and the specific water consumption units of the facilities visited within the scope of the project were different.


Percentage Distribution of Water Efficiency Practices



Raw materials suitable for the manufacture of construction machinery such as cement factories machinery and equipment manufacturing, sand cooling tower, sand cleaning machine, auger, elevator manufacturing are supplied from suppliers. Metal cutting process is carried out and welding processes are performed in order to be brought to the desired size. Then, it is subjected to burr cleaning in order to remove the burrs that occur. Due to the rust and corrosion of the metal over time, oil, dirt, rust and corrosion are removed and painting and sandblasting is performed to extend the service life of the metal. Prepared parts are assembled and final controls are provided.

In the mining, quarrying and construction machinery manufacturing sector, water is used in metal cutting and surface treatment processes. Machine cooling water is consumed in the facilities. In raw water preparation units such as sand filter, ion exchange resin, reverse osmosis, which are used to produce soft water for use in the sector, significant water consumption is also realised for filter washing, resin regeneration and membrane cleaning processes.

The reference specific water consumption in the mining, quarrying and construction machinery manufacturing sector is in the range of 6 - 42 L/kg. The specific water consumption of the production line analysed within the scope of the study is 928.96 L/piece. With the implementation of good management practices and general water efficiency BATs, it is possible to achieve water savings of 54 - 66% in the sector.



Turning Operations in Machinery and Equipment Manufacturing

28.92 Priority water efficiency implementation techniques recommended within the scope of NACE code Manufacture of Machinery Mining, Quarrying and Construction are presented in the table below.

NACE Code	NACE Code Description	Prioritised Sectoral Water Efficiency
28.92	Manufacture of Machinery Mining, Quarrying and Construction	<p>Good Management Practices</p> <ol style="list-style-type: none"> 1. Preparation of water flow diagrams and mass balances for water 2. Preparing a water efficiency action plan to reduce water use and prevent water pollution 3. Providing technical trainings to the staff for the reduction and optimisation of water use 4. Setting water efficiency targets <p>General Water Efficiency BATs</p> <ol style="list-style-type: none"> 1. Minimising spillages and leakages 2. Use of automatic hardware and equipment (sensors, smart hand washing systems, etc.) that will save water at water usage points such as showers/toilets etc. 3. Use of pressure washing systems for equipment cleaning, general cleaning, etc. 4. Avoiding the use of drinking water in production lines 5. Identification and minimisation of water losses 6. Use of automatic control-close valves to optimise water use 7. Construction of a closed storage and impermeable waste/scrap site to prevent transport of toxic or hazardous chemicals for the aquatic environment 8. Prevention of mixing of clean water streams with dirty water streams 9. Separate collection and treatment of grey water in the plant and high water quality in areas that do not require (green area irrigation, floor, floor washing, etc.) 10. Implementation of time optimisation in production and arrangement of all processes to be completed as soon as possible

A total of 14 techniques have been proposed in this sector.

Manufacture of Machinery for Mining, Quarrying and Construction NACE Code;

- (i) Good Management Practices,
- (ii) General Water Efficiency BATs are given under separate headings.

2.1.1 Good Management Practices

- ***Providing technical trainings to personnel for the reduction and optimisation of water use***

With this measure, water saving and water recovery can be achieved by increasing the training and awareness of the personnel, and water efficiency can be achieved by reducing water consumption and costs. In industrial facilities, problems related to high water consumption and wastewater generation may arise due to the lack of necessary technical knowledge of the personnel. For example, it is important that cooling tower operators, which represent a significant proportion of water consumption in industrial operations, are properly trained and have technical knowledge. Determination of water quality requirements in production processes, measurement of water and wastewater quantities, etc. It is also necessary for the relevant personnel to have sufficient technical knowledge (MAF, 2021). Therefore, it is important to provide training to staff on water use reduction, optimisation and water saving policies. Practices such as involving the staff in water saving studies, creating regular reports on water use amounts before and after water efficiency initiatives and sharing these reports with the staff support participation and motivation in the process. The technical, economic and environmental benefits to be obtained through staff training yield results in the medium or long term (TUBITAK MAM, 2016; MAF, 2021).

- ***Preparing a water efficiency action plan to reduce water use and prevent water pollution***

It is important for water efficiency to prepare an action plan that includes short, medium and long term actions to be taken in order to reduce water-wastewater quantities and prevent water pollution in industrial facilities. At this point, determination of water needs throughout the facility and in production processes, determination of quality requirements at water use points, wastewater generation points and wastewater characterisation should be carried out (MAF, 2021). At the same time, it is necessary to determine the measures to be implemented to reduce water consumption, wastewater generation and pollution loads, to make their feasibility and to prepare action plans for the short-medium-long term. In this way, water efficiency and sustainable water use are ensured in the facilities (MAF, 2021).

- ***Determination of water efficiency targets***

The first step in achieving water efficiency in industrial facilities is to set targets (MAF, 2021). For this, a detailed water efficiency analysis should be carried out on the basis of processes. In this way, unnecessary water use, water losses, wrong practices affecting water efficiency, process losses, reusable water-wastewater sources with or without treatment, etc. can be determined. It is also extremely important to determine the water saving potential and water efficiency targets for each production process and the plant as a whole (MAF, 2021).

- ***Preparation of water flow diagrams and mass balances for water***

Determination of water use and wastewater generation points in industrial plants, establishment of water-wastewater balances in production processes and auxiliary processes other than production processes constitute the basis of many good management practices in general. Establishing process profiles throughout the plant and on the basis of production processes facilitates the identification of unnecessary water use points and high water use points, evaluation of water recovery opportunities, process modifications and determination of water losses (MAF, 2021).

2.1.2 General Water Efficiency BATs

• **Identification and minimisation of water losses**

Water losses occur in equipment, pumps and pipelines in industrial production processes. Firstly, water losses should be identified and leakages should be prevented by regular maintenance of equipment, pumps and pipelines to keep them in good condition (IPPC BREF, 2003). Regular maintenance procedures should be established, paying particular attention to the following points:

- Adding pumps, valves, level switches, pressure and flow regulators to the maintenance checklist,
- Carrying out inspections not only in the water system, but also in particular in the heat transfer and chemical distribution systems, broken and leaking pipes, barrels, pumps and valves,
- Regular cleaning of filters and pipework,
- Calibrate, routinely check and monitor measuring equipment such as chemical measuring and dispensing devices, thermometers, etc. (IPPC BREF, 2003).

With effective maintenance-repair, cleaning and loss control practices, savings ranging from 1-6% in water consumption can be achieved (Öztürk, 2014).

• **Minimising spillages and leakages**

Both raw material and water losses can occur due to spills and leaks in enterprises. In addition, if wet cleaning methods are used to clean the areas where spillage occurs, water consumption, wastewater amounts and pollution loads of wastewater may also increase (MAF, 2021). In order to reduce raw material and product losses, spill and splash losses are reduced by using splash guards, flaps, drip trays, sieves (IPPC BREF, 2019).

• **Prevention of mixing of clean water flows with polluted water flows**

By determining the wastewater generation points in industrial facilities and characterising the wastewater, wastewater with high pollution load and relatively clean wastewater can be collected in separate lines (TUBITAK MAM, 2016; MAF, 2021). In this way, wastewater streams with appropriate quality can be reused with or without treatment. With the separation of wastewater streams, water pollution is reduced, treatment performances are improved, energy consumption can be reduced in relation to the reduction of treatment needs, and emissions are reduced by providing wastewater recovery and recovery of valuable materials. In addition, heat recovery from separated hot wastewater streams is also possible (TUBITAK MAM, 2016; MAF, 2021). Separation of wastewater streams generally requires high investment costs, and where it is possible to recover large amounts of wastewater and energy, costs can be reduced (IPPC BREF, 2006).

- ***Use of pressure washing systems for equipment cleaning, general cleaning, etc.***

Water nozzles are widely used in equipment plant cleaning. Effective results can be achieved by using correctly placed, appropriate nozzles to reduce water consumption and wastewater pollution loads. The use of active sensors and nozzles at points where high water consumption occurs and where possible is very important in terms of efficient use of water. It is possible to achieve significant water savings by replacing mechanical equipment with pressurised nozzles (TUBITAK MAM, 2016). Reducing water consumption, wastewater generation and wastewater pollution load through the use of water pressure optimised nozzles in technically appropriate processes are the main environmental benefits of the application.

- ***Use of automatic control-close valves to optimise water use***

Monitoring and controlling water consumption using flow control devices, meters and computer-aided monitoring systems provide significant technical, environmental and economic advantages (Öztürk, 2014). Monitoring the amount of water consumed in the plant and in various processes prevents water losses (TUBITAK MAM, 2016). It is necessary to use flow meters and counters in the plant in general and in production processes in particular, to use automatic shut-off valves and valves in continuously operating machines, and to develop monitoring-control mechanisms according to water consumption and some determined quality parameters by using computer-aided systems (TUBITAK MAM, 2016). With this application, it is possible to save up to 20-30% of water consumption on process basis (DEPA, 2002; LCPC, 2010; IPPC BREF, 2003). By monitoring and controlling water consumption on a process basis, 3-5% savings can be achieved in process water consumption (Öztürk, 2014).

- ***Avoiding the use of drinking water in production lines***

In different sub-sectors of the manufacturing industry, waters with different water quality can be used for production purposes. In industrial plants, raw water supplied from groundwater sources is generally used in production processes after treatment. However, in some cases, although it is costly in production processes, drinking water can be used directly or raw water is disinfected with chlorinated compounds and then used in production processes. These waters containing residual chlorine can react with organic compounds (natural organic substances (DOM)) in water in production processes and form disinfectant by-products harmful to living metabolisms (Özdemir & Toröz, 2010; Oğur et al.) The use of drinking water containing residual chlorine compounds or raw water disinfected with chlorinated compounds should be avoided as much as possible. Highly oxidising disinfection methods such as ultraviolet (UV), ultrasound (US) or ozone can be used instead of chlorine disinfection for disinfection of raw water. In order to increase the technical, economic and environmental benefits of the application, the determination and use of the water quality parameters required in each production process helps to reduce unnecessary water supply and treatment costs. With this application, it is possible to reduce water, energy and chemical costs (TUBITAK MAM, 2016).

- ***Construction of closed storage and impermeable waste/scrap sites to prevent the transport of toxic or hazardous chemicals for the aquatic environment***

In industrial facilities, closed and impermeable waste/scrap storage sites can be constructed to prevent the transport of toxic or hazardous chemicals for the aquatic environment to receiving environments. This practice is already being implemented in our country within the scope of existing environmental regulations. Within the scope of the field studies carried out, a separate collection channel can be constructed in the storage areas of toxic or hazardous substances in industrial facilities and the leachate can be collected separately and prevented from mixing into natural water environments.

- ***Implementation of time optimisation in production and arrangement of all processes to be completed as soon as possible***

In industrial production processes, planning the process from raw material to product by using the minimum number of processes is an effective practice for reducing labour costs, resource use costs and environmental impacts and ensuring efficiency. In this context, it may be necessary to revise the production processes so that the minimum number of process steps is used (TUBITAK MAM, 2016). In cases where the desired product quality cannot be achieved due to some inefficiencies, inefficiency and design errors in basic production processes, production processes may need to be renewed. Therefore, in this case, the resource utilisation and the amount of waste, emission and solid waste generated in the production of unit amount of product increases. Time optimisation in production processes is an effective application (TUBITAK MAM, 2016).

- ***Use of automatic hardware and equipment (sensors, smart hand washing systems, etc.) that will save water at water usage points such as showers/toilets etc.***

Water is very important in many sectors of the manufacturing industry, both for production processes and for personnel to meet the necessary hygiene standards. Water consumption in the production processes of industrial facilities can be provided in various ways, as well as water consumption savings can be achieved by using equipment such as sensor faucets and smart hand washing systems in the water usage areas of the personnel. Smart hand washing systems provide resource efficiency in addition to water saving while adjusting the mixture of water, soap and air at the right rate.

- ***Separate collection and treatment of grey water in the facility and its use in areas (green area irrigation, floor washing, etc.) that do not require high water quality***

Wastewater generated in industrial facilities is not only industrial wastewater from production processes, but also includes wastewater from showers, sinks, kitchens, etc. Wastewater from shower, sink, kitchen etc. areas is called grey water. Water savings can be achieved by treating these grey waters with various treatment processes and using them in areas that do not require high water quality.

Bibliography

- DEPA. (2002). Danish Environmental Protection Agency (DEPA). Danish Experience, Best Available Techniques-Bat in the Clothing and Textile Industry.
- IPPC BREF. (2003). Reference Document on Best Available Techniques for the Textiles Industry. Retrieved from <https://eippcb.jrc.ec.europa.eu/reference>
- IPPC BREF. (2006). European Commission (EC) Integrated Pollution Prevention and Control Reference Document on Best Available Techniques for the Surface Treatment of Metals and Plastics.
- IPPC BREF. (2019). Best Available Techniques (BAT) Reference Document for the Food, Drink and Milk Industries. <https://eippcb.jrc.ec.europa.eu/reference>.
- LCPC. (2010). Lebanese Cleaner Production Centre . Cleaner Production Guide for Textile Industries.
- Oğur et al., R. (no date). Ö.F. Tekbaş, M Hasde; Chlorination Guide: Chlorination of Drinking and Potable Water. Ankara: Gülhane Military Medical Academy, Department of Public Health.
- Özdemir, K., & Toröz, İ. (2010). Monitoring of Chlorination By-Products in Drinking Water Sources by Differential UV Spectroscopy Method. ITU Journal.
- Öztürk, E. (2014). Integrated Pollution Prevention and Control and Cleaner Production Practices in Textile Sector. Isparta.
- MAF. (2021). Technical Assistance Project for Economic Analyses and Water Efficiency Studies within the Scope of River Basin Management Plans in 3 Pilot Basins. Republic of Türkiye Ministry of Agriculture and Forestry.
- TÜBİTAK MAM. (2016). Determination of Cleaner Production Opportunities and Applicability in Industry (SANVER) Project, Final Report. Scientific and Technological Research Council of Türkiye Marmara Research Centre.

Dotted lines for project description.



Reşitpaşa District Katar Street
Arı Technoplice 1 2/5, D:12, 34469 Sarıyer/Istanbul

(0212) 276 65 48

www.iocevre.com